



Bloc porte de style en Tilleul et ses options


Pour donner du caractère à votre porte selon vos envies




Joint de confort



Kit couvre joint
2 faces



Coupe
joint de confort




Kit moulure
grand cadre 1 face



Joint balai



Plinthe 1 face



Bloc porte de style en Tilleul