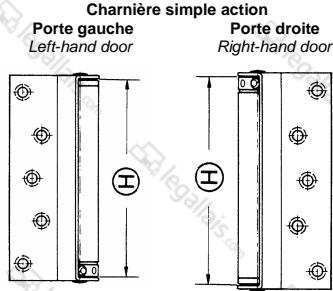


# Charnières à ressorts – Springs hinges

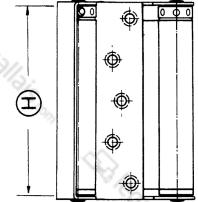
3700000804000a  
12/10



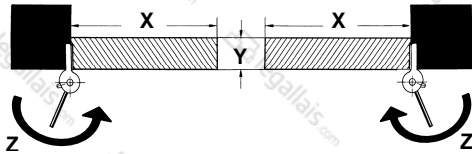
0 - 1 - 5 - 9 - 13 - 17

Type - N°	H (mm)	X (mm)	Y (mm)	(kg MAXI)	Fixation DIN 963 - DIN 97 TF M - TF Ø
0 - 29	75	600	20 - 25	15	4 x 20
1 - 30	100	700	21 - 30	22	4 x 20
5 - 33	125	700	25 - 35	27	4 x 25
9 - 36	150	750	25 - 40	40	4 x 25
13 - 39	175	850	33 - 50	55	6 x 30
17 - 42	200	1000	35 - 55	70	6 x 30

Charnière double action  
Double action door

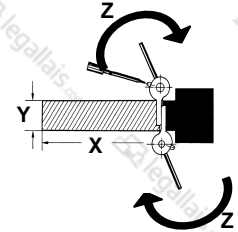


29 - 30 - 33 - 36 - 39 - 42



## Direction de tension du ressort (Z) - Spring adjustment direction (Z)

Pour régler la force du ressort, tendre de 5 crans. **Maxi 6 crans**  
To apply tension to the spring hinges, turn the captans to a **maximum of 6 holes** in the indicated direction (Z).



## ATTENTION!

Si la porte est particulièrement lourde ou de grande largeur (X), il est préconisé de mettre 3 charnières.

For an heavy or larger (X) doors, install a third hinge (see fig.A).

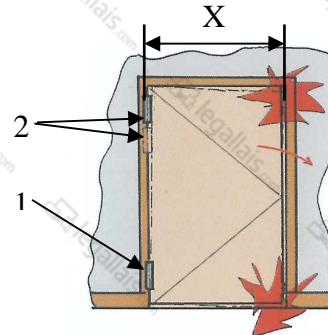


Fig (A)