






# ER57 Soho in Edelstahl matt

---



# ER57 Soho in Kosmos Schwarz



**KARCHER**  
DESIGN


# SOHO ER57

rund, auf 3-teiliger Rosette

KARCHER  
DESIGN



ER57 71




ER57 83

## DRÜCKERGARNITUREN FÜR STANDARDTÜREN

FARBE: EDELSTAHL MATT (71) UND KOSMOS SCHWARZ (83)

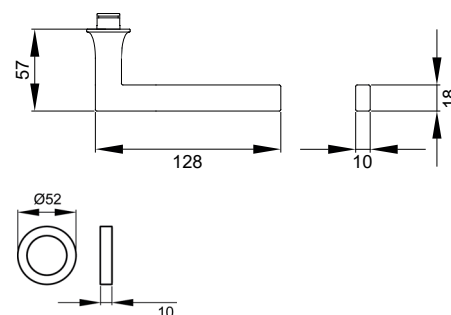
MATERIAL: EDELSTAHL

- mit 7 mm Stütznocken
- Gleitlager aus Nylon
- fest drehbar gelagert mit Hochhaltefeder
- durchgehende M4 Schrauben
- unsichtbar befestigt
- 7 mm Vierkantstift oder 8 mm mit exzentrisch gebohrtem Hohlstift
- Standardtürstärke: 39 - 47 mm
- Griffdurchmesser: 10 x 18 mm



### REF. KARCHER:

- ER57 OS 71 / 83 (ohne Schlüsselrosette)
- ER57 BB0 71 / 83 (Buntbart)
- ER57 PZ0 71 / 83 (Profilzylinder)
- ER57 BAD 71 / 83 (WC Garnitur)



EZ1332 BAD 71



EZ1332 PZ 71



EZ1332 BB 71



EZ1332 BAD 83



EZ1332 PZ 83



EZ1332 BB 83

